









Communication dongles

Please find the compatible communication devices below. In case it is compatible, the table displays the minimum firmware version required.

			Wi-Fi			LAN		LAN+Wi-Fi	4G	Bluetooth
										
Production status			Discontinued	Discontinued	√	Discontinued	Discontinued	√	√	√
Product number			GA10081-22-00P	GA10081-38-00P	GA10081-44-00P	GA10081-37-00P	GA10081-51-00P	GA10081-69-00P	GA10081-54-00P	-
Interface			5-pin	USB	USB	5-pin	USB	USB	USB	USB
Grid-Tie Inverters	Series	Prod. Date								
	XS	-	-	ARM 01	ARM 01	-	ARM 06	ARM 19	ARM 14	-
	N-XS	-	-	ARM 01	ARM 01	-	ARM 06	ARM 19	ARM 14	-
	NS	-	ARM 01	-	-	ARM 06	-	-	ARM 14 ¹	-
	DNS	-	ARM 01	-	ARM 01 ¹	ARM 06	-	ARM 19	ARM 14 ¹	-
	T-DS	-	-	ARM 01	ARM 01	-	ARM 06	ARM 19	ARM 14	-
	MS	2010 - Jun 2021 Jul 2021 - ongoing	-	ARM 01	ARM 01	-	ARM 06	ARM 19	ARM 14	-
	SDT	-	ARM 01	-	-	ARM 06	-	-	ARM 14 ¹	-
	SDT G2	2010 - Jun 2021 Jul 2021 - ongoing	-	ARM 00	ARM 00	-	ARM 05	ARM 13	ARM 09	-
	GEP-PSB	-	-	ARM 00	ARM 00	-	ARM 07	ARM 12	ARM 09	-
	GEP-PSC	-	-	ARM 01	ARM 01	-	ARM 06	ARM 19	ARM 14	-
	SMT	-	-	ARM 00	ARM 00	-	ARM 07	ARM 12	ARM 09	-
	MT	-	ARM 01	-	ARM 01 ¹	ARM 06	-	ARM 19	ARM 14 ¹	-
	HT (1100 V)	-	-	ARM 00	ARM 00	-	-	-	ARM 03	ARM 03
HT (1500 V)	-	-	-	-	-	-	-	-	ARM 00	
Storage Inverters	ES	2010 - Oct 2020 Nov 2020 - ongoing	ARM 00	-	ARM 00 ¹	ARM 13	-	ARM 15 ¹	-	ARM 12 ¹
	ES G2	-	ARM 12 ²	-	ARM 12	ARM 13 ²	-	ARM 15	-	ARM 12
	ESA	-	-	-	ARM 00	-	-	ARM 00	ARM 00	ARM 00
	EM	-	ARM 00	-	-	-	-	-	-	ARM 12 ¹
	EM	-	ARM 00	-	ARM 00 ¹	ARM 13	-	ARM 15 ¹	-	ARM 12
	ET/ET PLUS+	2010 - Oct 2020 Nov 2020 - ongoing	ARM 07	-	ARM 07 ¹	ARM 12	-	ARM 20 ¹	-	ARM 12 ¹
	BT	2010 - Nov 2021 Dec 2021 - ongoing	ARM 14 ²	-	ARM 14	ARM 12 ²	-	ARM 20	-	ARM 12
	EH	2010 - Nov 2021 Dec 2021 - ongoing	ARM 14 ²	-	ARM 14	ARM 12 ²	-	ARM 20	-	ARM 12
	BH	2010 - Nov 2021 Dec 2021 - ongoing	ARM 14 ²	-	ARM 14	ARM 12 ²	-	ARM 20	-	ARM 12
	SBP	-	ARM 00	-	ARM 00 ¹	ARM 13	-	ARM 15 ¹	-	ARM 12 ¹
EHB/GEH	-	-	-	ARM 14	-	-	ARM 14	-	ARM 12	

¹ Inverter has a 5-pin interface. To connect the USB dongle, it is necessary to unscrew the attached dongle and replace it with a 5-pin to USB adapter.

² To use the 5-pin dongle, it is necessary to unscrew and detach the USB interface.